

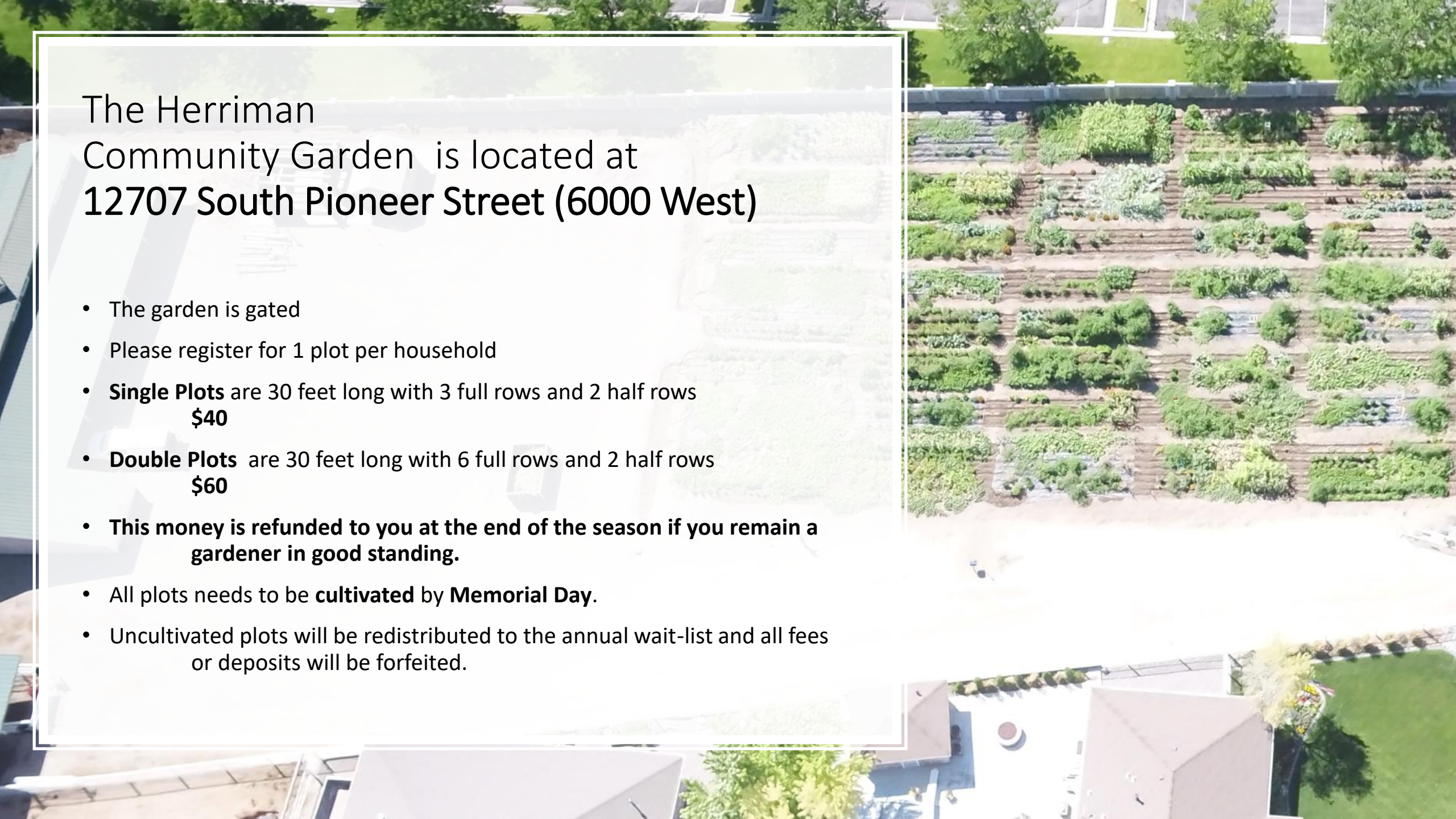
Herriman City Community Garden Spring Orientation Training



This is an introduction to the Community Garden.
Once registered you will receive emails with **important**
information from the Community Garden Committee.

Things run smoother if you **pay attention**
to the information in these emails!





The Herriman Community Garden is located at 12707 South Pioneer Street (6000 West)

- The garden is gated
- Please register for 1 plot per household
- **Single Plots** are 30 feet long with 3 full rows and 2 half rows
\$40
- **Double Plots** are 30 feet long with 6 full rows and 2 half rows
\$60
- **This money is refunded to you at the end of the season if you remain a gardener in good standing.**
- All plots needs to be **cultivated** by **Memorial Day**.
- Uncultivated plots will be redistributed to the annual wait-list and all fees or deposits will be forfeited.



Driveway

Pioneer Street

Parking Lot

Gate


Double Plots	8	16	24	32	40	48
	7	15	23	31	39	47
	6	14	22	30	38	46
	5	13	21	29	37	45
	4	12	20	28	36	44
	3	11	19	27	35	43
Double Plots	2	10	18	26	34	42
Double Plots	1	9	17	25	33	41

Church

Members **who do not** comply with the Membership Agreement **may forfeit** their garden plot and all fees.

Members are required to attend:

- 1 irrigation pull – irrigation pull happen every 10 days
- 2 community weed pulls – occur once a month or as needed
- 1 donation harvest – as needed



Members **must** keep their plots and adjacent walkways well maintained, **free of weeds and debris.**

When planning out your plot please organize **taller** plants in the **center** of your plot and shorter ones surrounding the perimeter.



Garden weeds: Identifying the unwanted plants in our gardens





Members should not use chemicals to control pests or weeds, including traditional Preen, organic Preen, or any germination blocking chemical.

Weeds should be pulled and not allowed to go to seed.



IMPORTANT NOTICE



If you do not maintain your plot, you will receive a “notice to repair” from the committee or City staff.


If maintenance is not completed within 14 days, you may lose your plot and membership in the Community Garden.

People work really hard in their garden plots.



Please **don't take** the **produce** from someone else's garden plot.






Between the scheduled irrigation pulls gardeners can use the hoses as needed.

Be VERY careful when dragging the hose through the garden to avoid damaging the plants in other plots as you pass by.

Turn off the water and roll up the hose when you're finished. Make sure it is correctly wound as pictured here.

There is a double lock on the gate. This is the proper way to lock the gate.



How to Register for your garden plot

Step 1

<https://www.strideevents.com/events/herriman-community-garden-plot-selection/2024/tickets>

Step 2 Pick a plot from the garden map that is available.

(Blue= available Grey=Unavailable Red= Locked)

- Enter in email
- Verify email, and hit Checkout

Step 3

- Select which water pull day (1 required)
- Select 2 weed pull days (2 required).
- Click Continue to checkout

Step 4

- Fill in all billing information.
- Read and agree to Stride Events Waiver
- Read and agree to Community Garden Agreement Waiver
- Add in Initials for the waivers
- Fill in payment information

Step 5

- Review transaction
- Click Purchase

Any questions please contact
Krystal Brklacich
Herriman City Community
Garden Liaison

krbrklacich@herriman.org

(801) 285-9722



2024 Community Garden Committee

Committee Chair - Julie Shiek

Committee Member – Martin Shiek

